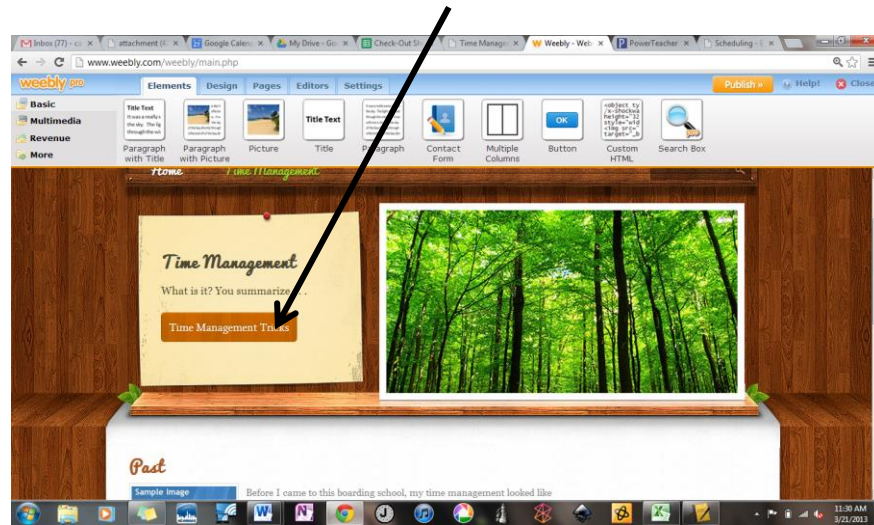


Name: _____ Period: _____

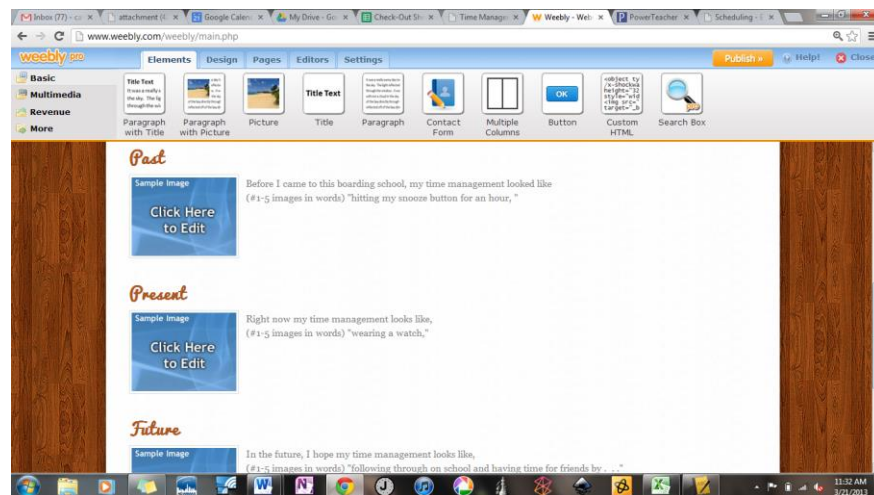
Weebly Time Management

Check each step when completed.

1. ____ Summarize and give an example of time management with the text you already wrote in your “Time Management Copy” assignment.
2. ____ Link the button to your “tricks” page by clicking the link symbol (it resembles a sideways eight).



3. ____ Add the past, present, and future things you wrote by clicking the “Paragraph with Picture” and dragging it down 3 times. Add illustrations in your Art class.



4. ____ Organize your “tricks” page by opening the page (“Pages” tab) and dragging the “Paragraph with Picture” down 3x. Label each category starting with “Philip Zimbardo: The Psychology of Time,” “Marie Forleo: If it’s not scheduled, it’s not real!” and end with “Planner Tricks.” Hint: You already wrote this copy in your “Time Management Copy” assignment.

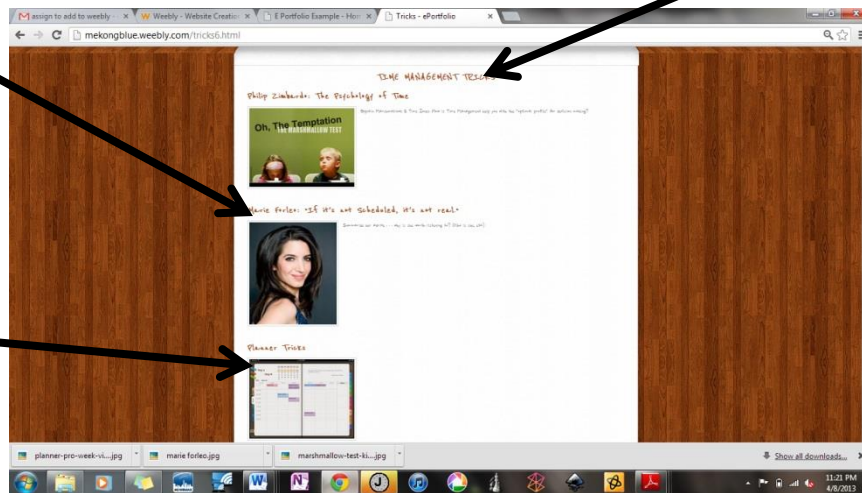
5. ____ Have another time management strategy that works for you? Add it. Impress us.

6. ____ Add photographs or illustrations that convey your message. All photographs must be **highly relevant to content** and approved by a teacher (i.e. avoid celebrity photos and sexually suggestive or violent images). Hint: Your design will look better if you use easy-to-read-font, similar colors, and complimentary picture sizes. (The example below does poorly on all three counts. Messy. Messy.)

What the crap does this even say? Hello illegible fontville! (Hint: More forgivable in titles than paragraphs.)

Smaller pic . . . Amateur city! Go pro & avoid.

Eww. This pic has a border and doesn't match.



As you learn new strategies feel free to add them.

You'll finish your Time Management section with an example assignment from one of your classes, hobbies, or therapeutic assignments. The timing on this is a wee bit nebulous. Sweet.